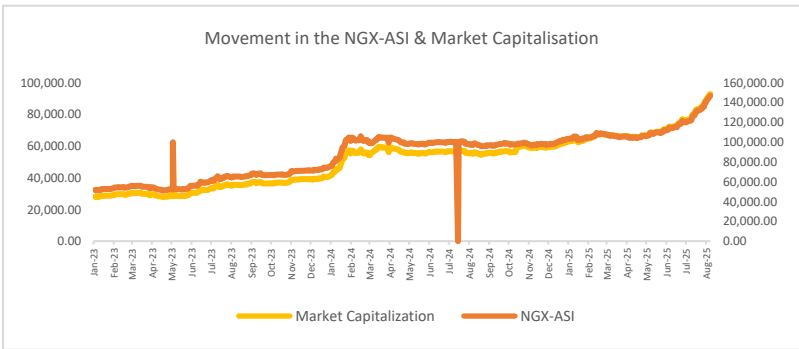




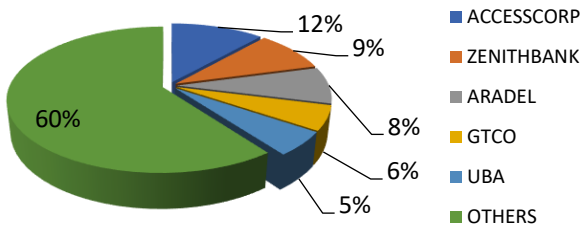
ASI Takes Haircut by 0.13% as Profit-Taking Triggers N12bn Loss, Naira Appreciates by 0.15% Against the Dollar at the Official Market....

MARKET STATISTICS	CLOSE	PREVIOUS	TODAY'S %	YTD %
All Share Index (ASI)	145,864.8	146,055.89	(0.13)	41.72
Deals	30,749.00	31,155.00	(1.30)	
Volume	1,341,810,876.00	1,277,235,754.00	5.06	
Value	20,215,296,053	24,254,943,459	(16.65)	
Market Cap	92,284,102,818,294	92,405,013,991,717	(0.13)	47.04

SECTORED INDICES	CLOSE	PREVIOUS	TODAY'S % Δ
NGX BANKING	1,601.89	1,610.42	-0.53
NGX INSURANCE	1,616.47	1,497.50	7.94
NGX CONSUMER GOODS	3,209.14	3,238.74	-0.91
NGX OIL/GAS	2,425.56	2,422.59	0.12
NGX INDUSTRIAL	5,445.27	5,463.16	-0.33
NGX COMMODITY	1,070.03	1,070.39	-0.03



Today's biggest transactions by %age of total naira votes



Equities Market Summary

The Nigerian equities market closed lower at the midweek session as profit-taking by investors triggered a mild pullback. The NGX All-Share Index (ASI) declined by 0.13% to settle at 145,865.48 points, trimming the year-to-date (YTD) return to 41.72%. This downturn erased ₦121 billion from the market's capitalisation, which closed at ₦92.28 trillion. Despite the overall dip, market breadth turned positive with 53 gainers against 21 losers, reflecting sustained buying interest from bargain hunters even amid profit-taking pressure. FTNCOCOA, LEARNAFRICA, RTBRISCOE, CAVERTON, and PRESTIGE topped the gainers' chart, each appreciating by 10%, while LEGEND INTERNET, UPDC, THOMASWHY, BERGER, and CHAMPION led the laggards. Sectoral performance was largely negative, as the Banking (-0.53%), Consumer Goods (-0.91%), Industrial Goods (-0.33%), and Commodity (-0.03%) indices all recorded losses. However, the Insurance (+7.94%) and Oil & Gas (+0.12%) indices bucked the trend, closing in the green on the back of renewed interest in select counters. Market activity presented a mixed picture—while trading volume rose by 5.06% to 1.34 billion units, turnover and the number of deals fell by 16.65% and 1.30%, closing at ₦20.22 billion and 30,749 transactions, respectively.

Money Market

Interbank rates (NIBOR) rose across all major tenors amid sustained liquidity pressures due to increased activity in the standing lending facility (SLF) of the CBN by banks. The overnight, 1M, 3M, and 6M rates rose by 329bps, 91bps, 97bps, and 74bps, respectively; similarly, money market rates climbed, as the OPR jumped 3.40% to 32.10% and the Overnight rate surged 3.10% to 32.50%.

The Nigerian Interbank Treasury Bills True Yield (NITTY) curve declined across most maturities, while average secondary market yield inched up by 4bps to 17.94% on the back of selling pressure.

Bond Market

The FGN bond market closed flat, as marginal benchmark yield movements kept the average yield steady at 16.51%.

The Nigerian Eurobond market ended bullish, as strong, broad-based demand, particularly for the JAN-2049, JAN-2031, FEB-2032 and NOV-2047 bonds pulled average yields down by 13bps to 7.94% across the short, mid, and long ends of the curve.

Foreign Exchange Market

At the Nigerian Autonomous Foreign Exchange Market (NAFEM), the naira appreciated by 15 basis points to close at ₦1,535 per US dollar, while in the parallel market, it ended at ₦1,550 per dollar.

Source: FMDQ, CBN, NGX, S&P Dow Jones, Cowry Research



Cowry Daily Market Insight 13 August 2025

MPR: 27.50%
Jun'25 Inflation Rate: 22.22%
Q1 2025 Real GDP: 3.13%

TENOR	NIBOR as @ 13/08/2025	NIBOR as @ 12/08/2025	PPT
Overnight	32.2500	28.9643	3.29
1 Month	30.4833	29.5714	0.91
3 Months	31.1500	30.1786	0.97
6 Months	31.5000	30.7643	0.74

Source: FMDQ

TENOR	NITTY as @13/08/2025	NITTY as @ 12/08/2025	PPT
1Month	16.1418	16.1893	-0.05
3 Months	16.7803	16.8413	-0.06
6 Months	18.4371	18.6427	-0.21
12 Months	19.5441	19.5068	0.04

Source: FMDQ

Bond Name	Maturity (Years)	Bid Price	Daily Δ	Offer yield	Yield YTD PPT Δ
16.29% FGN MAR 2027	10	99.24	0.00	16.82%	0.038
12.50% FGN MAR 2035	15	84.45	0.00	15.67%	0.008
16.25% FGN APR 2037	20	100.76	0.00	16.09%	0.007
12.98% FGN MAR 2050	30	82.35	0.00	15.83%	-0.003

Source: FMDQ

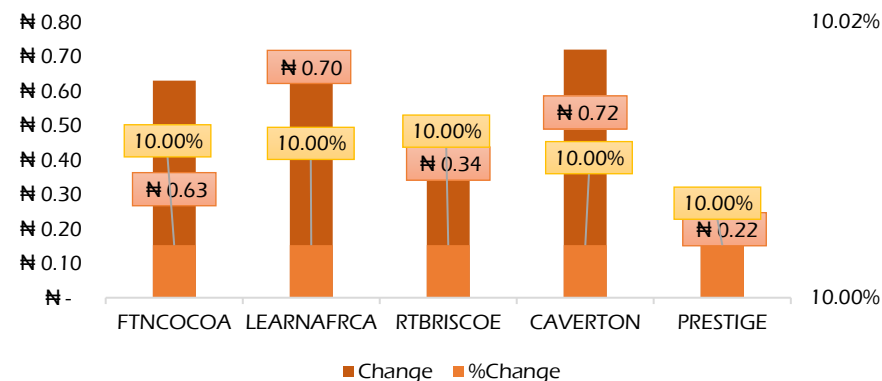
Eurobond Name	Maturity (Years)	Bid Price	Daily Δ	Offer Yield	Yield YTD PPT Δ
6.50 NOV 28, 2027	10	100.30	0.18	6.35%	-0.023
7.69% FEB 23, 2038	20	90.69	0.93	8.95%	-0.014
7.62% NOV 28, 2047	30	83.97	1.25	9.35%	-0.010

Source: FMDQ

USD/NGN Exchange Rate	13/08/2025	Previous	Daily %
I&E FX	₦1,535	₦1,537	0.15%
Parallel	₦1,550	₦1,550	0.00%

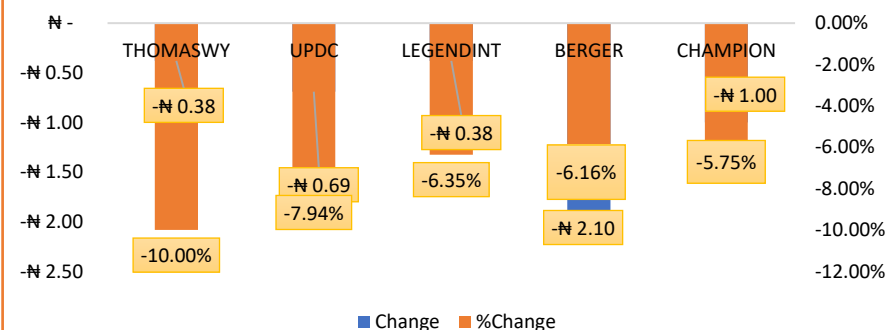
Major Currencies & Commodities	13/08/2025	Daily %	Yearly %
EURUSD	1.1705	0.24%	6.31%
GBPUSD	1.357	0.51%	5.86%
Crude Oil, \$/bbl	63.055	-0.18%	-5.82%
Brent, \$/bbl	66.009	-0.17%	-4.51%
Gold, \$/t.oz	3364.29	0.49%	0.60%
Cocoa, \$/T	8622.01	-1.18%	4.00%

Top Gainers' Chart



Source: NGX

Top Losers' Chart



Source: NGX

Today's Biggest Volumes



Source: NGX

www.cowryasset.com

This report is produced by the Research Desk, Cowry Asset Management Limited (COWRY) as a guideline for Clients that intend to invest in securities on the basis of their own investment decision without relying completely on the information contained herein. The opinion contained herein is for information purposes only and does not constitute any offer or solicitation to enter into any trading transaction. While care has been taken in preparing this document, no responsibility or liability whatsoever is accepted by any member of COWRY for errors, omission of facts, and any direct or consequential loss arising from the use of this report or its contents.

Top 5 Advancers



+10.00%



+10.00%



+10.00%



10.00%



+10.00%

Top 5 Decliners



-10.00%



-7.94%



-6.35%



-6.16%



-5.75%

Top 5 Trades by Value



N2.35 billion



N1.86 billion



N1.65 billion



N1.10 billion



1.08 billion

Top 5 Trades by Volume



193 million units



123.1 million units



93.2 million units



84.9 million units



68.2 million units



Cowry Daily Market Insight 13 August 2025

MPR: 27.50%
Jun'25 Inflation Rate: 22.22%
Q1 2025 Real GDP: 3.13%

Corporate Bond Issuer		Issue Date	Maturity Date	Coupon (%)	Yield (%)	Daily Δ
UNITED CAPITAL PLC	12.50 UNICAP I 28-MAY-2025	28-May-20	28-May-25	12.50	18.57	-0.01
PARTHIAN PARTNERS FUNDING SPV PLC	13.50 PAPF SPV I 27-Jul-2025	27-Jul-22	27-Jul-25	13.50	20.91	0.00
UNION BANK OF NIGERIA PLC	15.75 UNION II 3-SEP-2025	07-Sep-18	03-Sep-25	15.75	20.97	0.00
STERLING INV. MGT. PLC	16.25 STERLING INV. II 6-OCT-2025	05-Oct-18	06-Oct-25	16.25	19.87	-0.03
WEMA FUNDING SPV PLC	16.50 WEMA FUNDING SPV II 12-OCT-2025	12-Oct-18	12-Oct-25	16.50	18.70	-0.04
CORONATION MB FUNDING SPV PLC	6.25 CORO MB SPV I 30-NOV-2025	30-Nov-20	30-Nov-25	6.25	18.93	-0.05
FLOUR MILLS OF NIGERIA PLC	5.50 FLOURMILLS IV A 15-DEC-2025	14-Dec-20	15-Dec-25	5.50	19.60	-0.08
*CARDINALSTONE FINANCING SPV PLC	7.00 CARDINAL SPV I 30-DEC-2025	30-Dec-20	30-Dec-25	7.00	19.60	-0.08
FSDH FUNDING SPV PLC	8.50 FSDH SPV PLC IA 16-FEB-2026	16-Feb-21	16-Feb-26	8.50	20.93	-0.06
FSDH FUNDING SPV PLC	8.00 FSDH SPV PLC IB 16-FEB-2026	16-Feb-21	16-Feb-26	8.00	20.09	-0.09
*MECURE INDUSTRIES FUNDING SPV PLC	13.00 MECURE SPV PLC I 31-MAR-2026	31-Mar-21	31-Mar-26	13.00	19.59	-0.04
*FLOUR MILLS OF NIGERIA PLC	14.5 FLOURMILLS I 9-MAY-2026	09-May-23	09-May-26	14.50	21.54	-0.05
DANGOTE CEMENT PLC	12.50 DANGCEM IB 30-MAY-2026	26-May-21	30-May-26	12.50	19.19	0.00
ACCESS BANK PLC	15.50 ACCESS BANK 23-JUL-2026	23-Jul-19	23-Jul-26	15.50	19.87	-0.03
MTN NIGERIA COMMUNICATIONS PLC	13.50 MTNN IA 30-SEP-2026	30-Sep-22	30-Sep-26	13.50	21.33	-0.03
SUNDRY FOODS FUNDING SPV PLC	13.50 SUNDRY SPV PLC I 15-DEC-2026	15-Dec-21	15-Dec-26	13.50	17.89	0.00
EAT & GO FINANCE SPV PLC	14.25 EAT & GO FINANCE SPV 17-DEC-2026	17-Dec-19	17-Dec-26	14.25	21.16	0.00
DANGOTE CEMENT PLC	11.85 DANGCEM IIA 30-APR-2027	27-Apr-22	30-Apr-27	11.85	21.58	0.00
AXXELA FUNDING 1 PLC	14.30 AXXELA I 20-MAY-2027	20-May-20	20-May-27	14.30	20.61	0.00
ACCELEREX SPV PLC	14.00 ACSP I 15-JUN-2027	15-Jun-22	15-Jun-27	14.00	18.53	0.00
NOVAMBL INVESTMENTS SPV PLC	12.00 NOVAMBL SPV I 23-JUL-2027	23-Jul-20	23-Jul-27	12.00	21.43	0.00
UNITED CAPITAL PLC	15.00 UNICAP II 14-SEP-2027	14-Sep-22	14-Sep-27	15.00	18.34	0.00
*NMRC	7.20 NMRC III 2-NOV-2027	02-Nov-20	02-Nov-27	7.20	18.13	0.00
VIATHAN FUNDING PLC	16.00 VIATHAN (GTD) 14-DEC-2027	15-Dec-17	14-Dec-27	16.00	18.45	0.00
FLOUR MILLS OF NIGERIA PLC	6.25 FLOURMILLS IV B 14-DEC-2027	14-Dec-20	14-Dec-27	6.25	18.10	0.00
BUA CEMENT PLC	7.50 BUACEM I 30-DEC-2027	30-Dec-20	30-Dec-27	7.50	17.48	0.00
*ARADEL HOLDINGS PLC	17.00 ARAD I 13-JAN-2028	13-Jan-23	13-Jan-28	17.00	17.63	0.00
MTN NIGERIA COMMUNICATIONS PLC	13.00 MTN COM PLC I 5-MAY-2028	05-May-21	05-May-28	13.00	19.54	0.00
DANGOTE CEMENT PLC	13.50 DANGCEM IC 30-MAY-2028	26-May-21	30-May-28	13.50	20.09	0.00
C&I LEASING PLC	15.50 C&I LEASING II 3-JUN-2028	03-Jun-21	03-Jun-28	15.50	17.89	0.00
CERPAC RECEIVABLES FUNDING SPV PLC	14.50 CERPAC-SPV III 15-JUL-2028	10-Sep-21	15-Jul-28	14.50	18.33	0.00
SUNDRY FOODS FUNDING SPV PLC	16.00 SUNDRY SPV PLC II 23-OCT-2028	23-Oct-23	23-Oct-28	16.00	19.69	0.00
ARDOVA PLC	13.30 ARDOVA PLC IA 12-NOV-2028	12-Nov-21	12-Nov-28	13.30	18.59	0.00

www.cowryasset.com

This report is produced by the Research Desk, Cowry Asset Management Limited (COWRY) as a guideline for Clients that intend to invest in securities on the basis of their own investment decision without relying completely on the information contained herein. The opinion contained herein is for information purposes only and does not constitute any offer or solicitation to enter into any trading transaction. While care has been taken in preparing this document, no responsibility or liability whatsoever is accepted by any member of COWRY for errors, omission of facts, and any direct or consequential loss arising from the use of this report or its contents.



Cowry Daily Market Insight 13 August 2025

MPR: 27.50%
Jun'25 Inflation Rate: 22.22%
Q1 2025 Real GDP: 3.13%

EAT & GO FINANCE SPV PLC	13.25 EAT & GO FINANCE SPV 8-MAR-2029	08-Mar-22	08-Mar-29	13.25	17.83	0.01
PRESKO PLC	12.85 PRESKO PLC 5-APR-2029	05-Apr-22	05-Apr-29	12.85 19.72		0.00
DANGOTE CEMENT PLC	12.35 DANGCEM IIB 30-APR-2029	27-Apr-22	30-Apr-29	12.35 19.97		0.01
*FLOUR MILLS OF NIGERIA PLC	22.00 FLOURMILLS II 30-MAY-2029	30-May-24	30-May-29	22.00 18.44		0.01
UNION BANK OF NIGERIA PLC	16.20 UNION III 27-JUN-2029	27-Jun-19	27-Jun-29	16.20 19.42		0.00
DANGOTE INDUSTRIES FUNDING PLC	12.75 DANGIFP IA 19-JUL-2029	19-Jul-22	19-Jul-29	12.75 17.66		0.00
GEREGU POWER PLC	14.50 GERP I 28-JUL-2029	28-Jul-22	28-Jul-29	14.50 19.23		0.00
*NMRC	14.90 NMRC I 29-JUL-2030	29-Jul-15	29-Jul-30	14.90 18.13		0.07
TSL SPV PLC	10.00 TSL SPV I (GTD) 6-OCT-2030	06-Oct-20	06-Oct-30	10.00 18.15		0.07
FBNQ MB FUNDING SPV PLC	6.25 FBNQ MB SPV II 16-DEC-2030	16-Dec-20	16-Dec-30	6.25 19.43		0.08
FIDELITY BANK PLC	8.50 FIDELITY I 7-JAN-2031	07-Jan-21	07-Jan-31	8.50 20.50		0.04
EAT & GO FINANCE SPV PLC	18.00 EGFS 22-FEB-2031	22-Feb-24	22-Feb-31	18.00 19.82		0.03
UAC OF NIGERIA PLC	21.50 UAC PLC I 14-OCT-2031	14-Oct-24	14-Oct-31	21.50 18.11		0.07
PRIMERO BRT SECURITISATION SPV PLC	17.00 PRIMERO BRT-SPV 27-OCT-2031	24-May-19	27-Oct-31	17.00 18.53		0.00
MTN NIGERIA COMMUNICATIONS PLC	12.75 MTN COM PLC II 4-NOV-2031	04-Nov-21	04-Nov-31	12.75 17.71		0.01
ARDOVA PLC	13.65 ARDOVA PLC IB 12-NOV-2031	12-Nov-21	12-Nov-31	13.65 21.27		0.04
GPC-SPV COMPANY PLC	13.00 GPC SPV PLC (GTD) 23-NOV-2031	23-Nov-21	23-Nov-31	13.00 17.87		0.01
PAT DIGITAL INFRA FUND SPV PLC	13.25 PAT SPV PLC (GTD) 2-FEB-2032	02-Feb-22	02-Feb-32	13.25 18.50		0.01
DANGOTE CEMENT PLC	13.00 DANGCEM IIC 30-APR-2032	27-Apr-22	30-Apr-32	13.00 18.68		0.00
DANGOTE INDUSTRIES FUNDING PLC	13.50 DANGIFP IB 19-JUL-2032	19-Jul-22	19-Jul-32	13.50 17.95		0.00
MTN NIGERIA COMMUNICATIONS PLC	14.50 MTNN IB 30-SEP-2032	30-Sep-22	30-Sep-32	14.50 18.95		0.00
DANGOTE INDUSTRIES FUNDING PLC	16.75 DANGIFP II 5-DEC-2032	05-Dec-22	05-Dec-32	16.75 17.82		0.04
*NMRC	13.80 NMRC II 15-MAR-2033	21-May-18	15-Mar-33	13.80 27.46		0.05
AXXELA FUNDING 1 PLC	21.00 AXXELA I 12-APR-2034	12-Apr-24	12-Apr-34	21.00 18.72		0.06
GEL UTILITY FUNDING SPV PLC	15.15 GEL UTILITY-SPV (GTD) 28-AUG-2034	28-Aug-19	28-Aug-34	15.15 20.91		0.00
DANGOTE CEMENT PLC	23.50 DANGCEM I 30-DEC-2034	30-Dec-24	30-Dec-34	23.50 21.74		0.01
APL FUNDING SPV PLC	23.00 APL SPV PLC I 30-DEC-2034	30-Dec-24	30-Dec-34	23.00 17.01		0.00
*LFZC FUNDING SPV PLC	13.25 LFZC II (GTD) 16-MAR-2042	10-May-22	16-Mar-42	13.25 16.87		0.00
*LFZC FUNDING SPV PLC	15.25 LFZC III (GTD) 29-MAR-2043	29-Mar-23	52319	15.25 18.62		0.00
FCMB GROUP PLC	16.00 FCMB I (PERP)	16-Feb-23	—	16.00 18.00		0.00
FCMB GROUP PLC	16.00 FCMB II (PERP)	24-Oct-23	—	16.00 17.45		0.00

www.cowryasset.com

This report is produced by the Research Desk, Cowry Asset Management Limited (COWRY) as a guideline for Clients that intend to invest in securities on the basis of their own investment decision without relying completely on the information contained herein. The opinion contained herein is for information purposes only and does not constitute any offer or solicitation to enter into any trading transaction. While care has been taken in preparing this document, no responsibility or liability whatsoever is accepted by any member of COWRY for errors, omission of facts, and any direct or consequential loss arising from the use of this report or its contents.